


YETI 3.0 DRIVE INSTALLATION (ALREADY PROGRAMMED BY YETICO/PLUG AND PLAY)

1.



INSTALL DRIVE IN PANNEL AND SCREW MOTOR AND POWER LINE GROUND WIRES

2.




SCREW MOTOR WIRES (T1-T2-T3) AND CLIP COVER

RED BLACK BLUE

YETI 3.0 DRIVE INSTALLATION (ALREADY PROGRAMMED BY YETICO/PLUG AND PLAY)

3.



SCREW POWER LINE WIRES (L1-L2-L3) AND CLIP COVER

RED BLACK BLUE


4.



SCREW CONTROL WIRES (23-24-25-31-24+)

YETI 3.0 DRIVE INSTALLATION (ALREADY PROGRAMMED BY YETICO/PLUG AND PLAY)

5.



SCREW CONTROL WIRES (C24-AQ1-30-24+) AND CLOSE COVER

6.

WARNING: SWITCH YETI KEY MODE IN MANUAL MODE TO PERFORM UP AND DOWN TEST OF THE DRIVE BEFORE USE AUTOMATIC CLEANING CYCLE.